

Touch Switch Panel



K2



1. Technical Specs:

K2 Switch Panel

Input Voltage: 220V AC, 50Hz, LED(100-230V DC)

Load Type: LED lamps / Incandescent lamps

Fluorescent lamps

Energy-saving lamps

Max Load Power: 200W×2CH

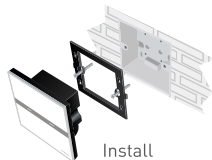
Min Load Power: : 5W×2CH

Working Temperature: -30°C~55°C

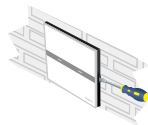
Package Size: L113×W112×H50(mm)

Weight(N.W.): 220g

2. Installation Instruction:



Install



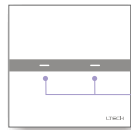
Uninstall

3

3. Product Size:



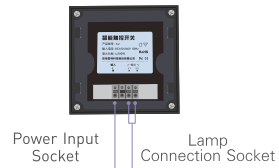
4. Knob Function:



Short press: light On/Off.

When power off, long press to turn on (off) the key tone.

5. Terminals:



6. Wiring Diagram

