

Mini LED controller M5

RF WIRELESS



Mini series LED controller reflected LTECH 12 years' powerful independent R&D ability in LED field, Its volume is only 1/3 of the conventional controller, but can implement features such as dimming, RGB and color temperature control. Its high cost performance and creative design, allowing users to enjoy the benefits and convenience.

1. Parameter:

Receiver:

- Model: M3-3A
- Power Input: 12~24V DC
- Max Current Load: Max 3Ax3CH
- Max Output Power: 108W(12V)/216W(24V)
- Working Temp.: -30°C~55°C
- Dimensions: L135×W30×H20(mm)
- Weight(N.W.): 47g

Total Weight(G.W.): 135g

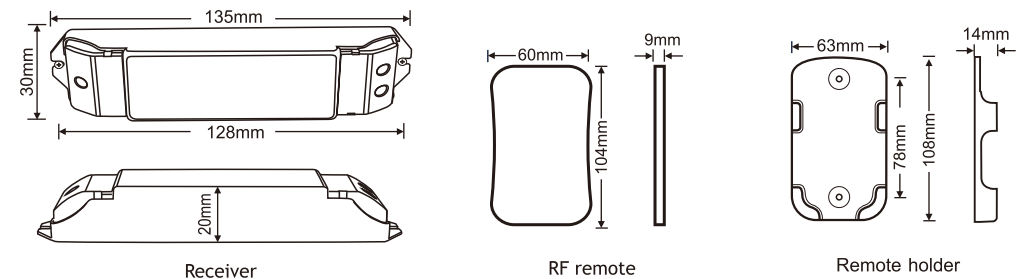
Remote:

- Model: M5
- Working Voltage: 3V (battery CR2032)
- Working Frequency: 433.92MHz
- Remote Distance: 40m~50m
- Working Temp.: -30°C~55°C
- Dimensions: L104×W58×H9(mm)
- Weight(N.W.): 42g

2. Feature:

- RF remote is fashionable, slim, light and easy to carry while receiver is small, exquisite and easy to install.
- RF remote with low power consumption, long distance, strong obstructions penetrating ability, independent ID interference-free and other properties.
- 4096/road grey scale (most of them is 256 in the market), high grayscale performance is more outstanding, the light is more gentle, dynamic changing modes become more rich and colorful.
- One receiver compatible with six different functions of the remote, that is use one receiver can experience dimming, color temperature and RGB control.
- RF remote is simple and intuitive to use, a variety of actions at a glance, what you see is what you get.
- Automatic sleep mode, when the touch remote unattended operation over 30s, it can automatically enter standby mode to extend battery life.

3. Product Size:



4. The Learning ID Method of Remote Control:

Remote control has been matched to the receiver before leave factory, if deleted accidentally, you can learn ID as follow.

Learning ID: Short press ID learning button on the receiver M3-3A, the running light is on, then press any key on the remote control M5, the running light flashes several times, activated.

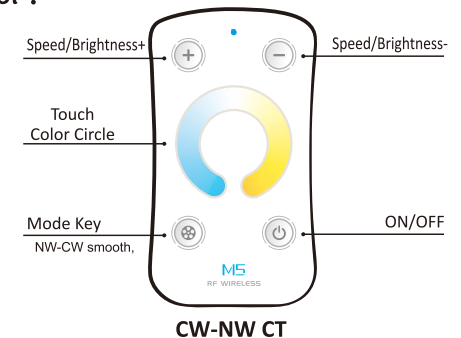
Cancel ID: Long press ID learning button on the receiver for 5 seconds.

Attn: one receiver can be matched with max 10 same or different kinds remote.

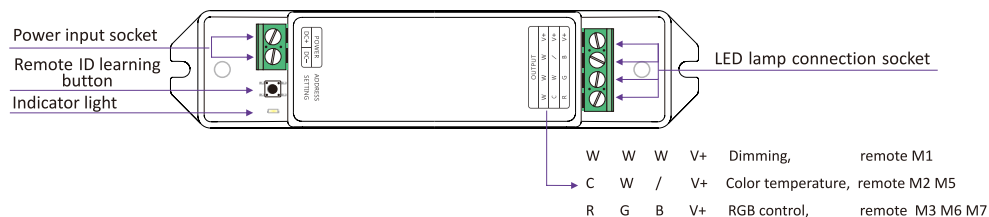
5. Operating Instruction for Remote Control :

Sleep Mode:

when the remote unattended operation over 30s, it can automatically enter standby mode to extend battery life. press any of these four keys to continue.



6. Operating Instruction for Receiver :



7. Wiring Diagram:



8. Attention:

1. The product shall be installed and serviced by a qualified person.
2. This product is non-waterproof. Please avoid the sun and rain. When installed outdoors please ensure it is mounted in a water proof enclosure.
3. Good heat dissipation will prolong the working life of the controller. Please ensure good ventilation.
4. Please check if the output voltage of any LED power supplies used comply with the working voltage of the product.
5. Please ensure that adequate sized cable is used from the controller to the LED lights to carry the current. Please also ensure that the cable is secured tightly in the connector.
6. Ensure all wire connections and polarities are correct before applying power to avoid any damages to the LED lights.
7. If a fault occurs please return the product to your supplier. Do not attempt to fix this product by yourself.

9. Warranty Agreement:

1. We provide lifelong technical assistance with this product:

- A 5-year warranty is given from the date of purchase. The warranty is for free repair or replacement and covers manufacturing faults only.
- For faults beyond the 5-year warranty we reserve the right to charge for time and parts.

2. Warranty exclusions below:

- Any man-made damages caused from improper operation, or connecting to excess voltage and overloading.
- The product appears to have excessive physical damage.
- Damage due to natural disasters and force majeure.
- Warranty label, fragile label and unique barcode label have been damaged.
- The product has been replaced by a brand new product.

3. Repair or replacement as provided under this warranty is the exclusive remedy to the customer. LTECH shall not be liable for any incidental or consequential damages for breach of any stipulation in this warranty.

4. Any amendment or adjustment to this warranty must be approved in writing by LTECH only.

★This manual only applies to this model. LTECH reserves the right to make changes without prior notice.