

M series LED controller M4/M8

RF WIRELESS



M series LED controller is compatible with 8 kinds remotes of different function (patent technology) . which means using one receiver could experience single color/CT dimming, RGB/RGBW adjustment to meet customers' different lighting requirements. With the RF remote, speed/brightness adjustment. customise color and lighting changing modes selection could all be achieved

1. Parameter:

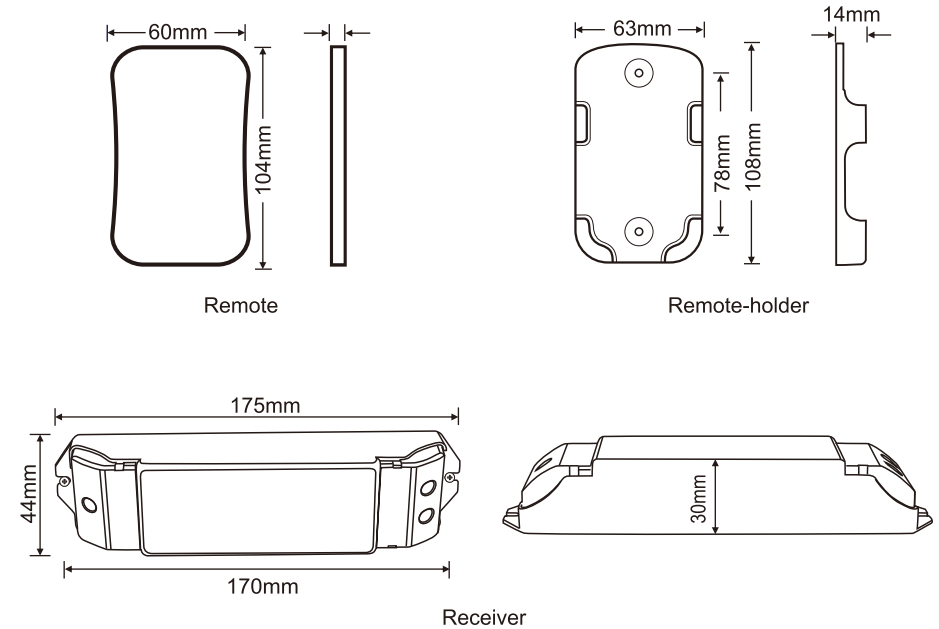
Remote(RGBW):

- Model: M4/M8
- Working Voltage: 3V DC(battery CR2032)
- Working Frequency: 433.92MHz
- Remote Distance: 40~50m
- Working Temp.: -30°C~55°C
- Weight(N.W.): 42g

CV Receiver (RGBW):

- Model: M4-5A
- Input Voltage: 5~24V DC
- Max Current Load: 5A×4CH Max 20A
- Max Output Power: 100W/240W/480W(5V/12V/24V)
- Working Temp.: -30°C~55°C
- Weight(N.W.): 125g

2. Product Size:



3. The Learning ID Method of Remote Control:

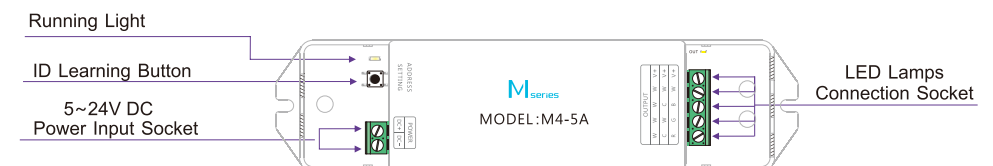
Remote control has been matched to the receiver before leave factory, if deleted accidentally, you can learn ID as follow.

Learning ID: Short press ID learning button on the M4-5A receiver, the running light is on, then press any key on the M4/M8 remote control, the running light flashes several times, activated.

Cancel ID: Long press ID learning button on the M4-5A receiver for 5 seconds.

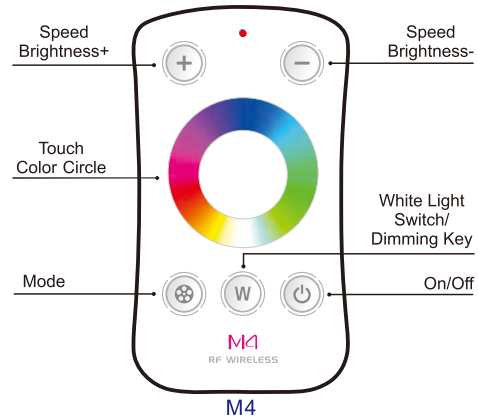
Attn: one receiver can be matched with max 10 same or different kinds remote.

4. Operating Instruction for Receiver :



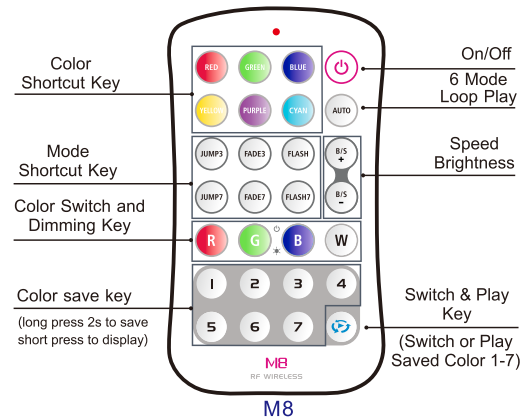
5. Operating Instruction for Remote Control :

Sleep Mode: the M4 remote goes on a standby mode to save power when not in use for 30s. press any key to continue.



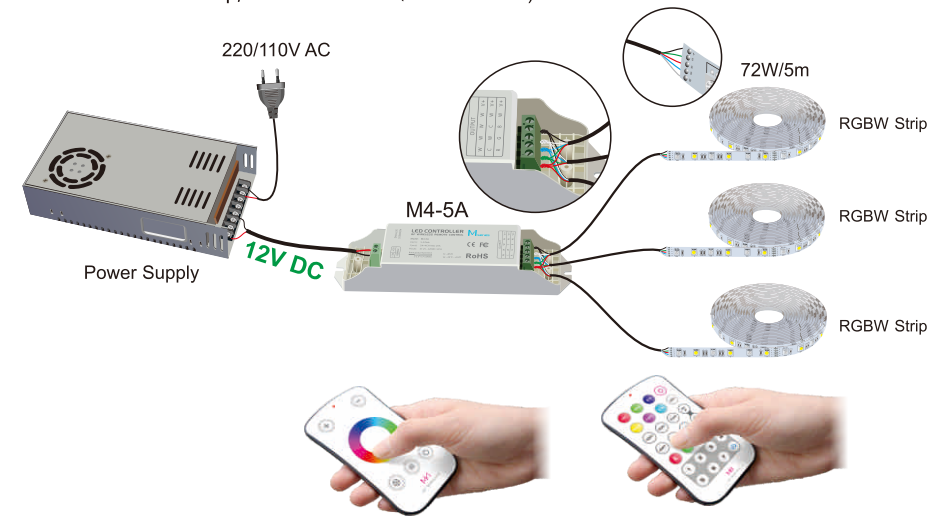
M4 Changing Mode Table

No.	Mode	Instrucion	No.	Mode	Instrucion
1	Static Red	Brightness Adjustable	7	Static White	Brightness Adjustable
2	Static Green	Brightness Adjustable	8	RGB Skipping	Speed/Brightness Adjustable
3	Static Blue	Brightness Adjustable	9	7 Colors Skipping	Speed/Brightness Adjustable
4	Static Yellow	Brightness Adjustable	10	RGB Color Smooth	Speed/Brightness Adjustable
5	Static Purple	Brightness Adjustable	11	Full-color Smooth	Speed/Brightness Adjustable
6	Static Cyan	Brightness Adjustable	12	Static Black	White light can be turn/off and adjusted



6. Wiring Diagram:

E.g. 1: Connected 12V lamp, loads 1~240W (5A×4CH×12V).



E.g. 2: Connected 24V lamp, loads 1~480W (5A×4CH×24V).

